

9

8

7

6

5

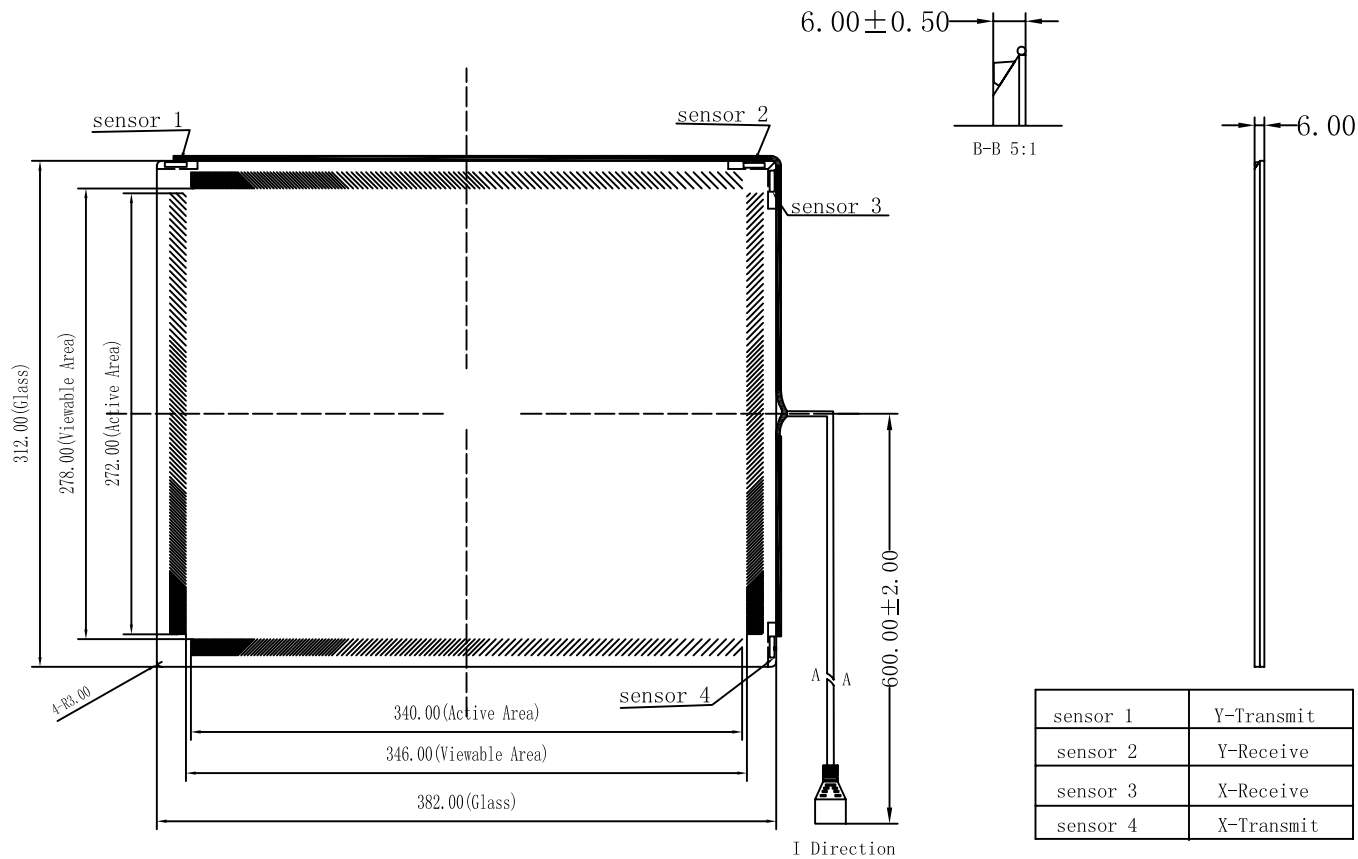
4

3

2

1

Edition	Modify	Date	Author



I Direction		
PIN	Signal	Insulation Color Overall Shield
1	Oierall Shield	
2		
3	Y + Receive	BLUE
4	Y Transmit	BLUE
5	Y - Receive	BLACK
6	Y Ground	YELLOW
7	Shield	
8	X Ground	GREEN
9	X+Receive	WHITE
10	X Transmit	RED
11	X-Receive	RED
12		

sensor 1	Y-Transmit
sensor 2	Y-Receive
sensor 3	X-Receive
sensor 4	X-Transmit

B

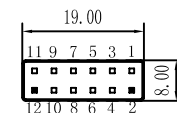
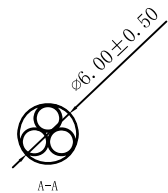
B

Remark:

Transducers can't protrude on the glass surface

产品要求:

1. 线卡: 常规
2. 换能器不可超过屏体表面
3. 基座: 15.5mm
4. 粘线方式: 侧面



I Direction

Unmarked Tolerance			Shenzhen Keetouch Electronic Co., Ltd			
From (mm)	To (mm)	Quality level	product	规格图	Drawing No.	KT-PT-184/LF
0	10	±0.05	Specs	382*312*6	Part No.	KAL-0170-6B
10	50	±0.10	Drawing/Date	HXM 08.12.01	Edition	A0 Unit mm
50	100	±0.15	Check/Date		Size	A4 Scale Free
100以上		±0.50	Approve/Date		Shadow	
			Total X 1 P X 1 P			

9

8

7

6

5

4

3

2

1

A

A