

X-tra Touch

PART NO.: X171LB-382 × 312

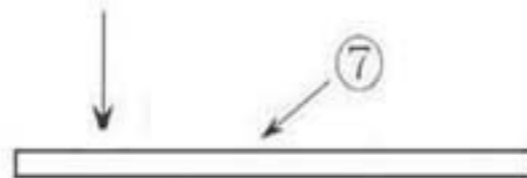
X171L3B-382 × 312

X171L4B-382 × 312

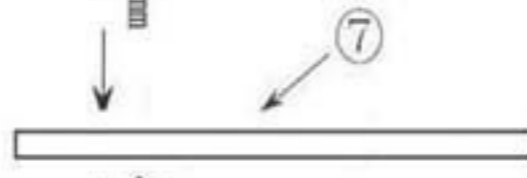
X171L6B-382 × 312

- ① Four transducers are mounted on bezels of three corners of glass panel.
 - ② Reflective arrays.
 - ③ Cabel with 8.5 × 19mm housing to link with controller.
 - ④ Material of outer layer of cabel:PVCBG01, diameter:6mm.
 - ⑤ Cable clip, material:stainless steel.
 - ⑥ Cable routing with an additional width less than 2mm.
 - ⑦ Thickness of glass panel.
- Viewable area should match the viewable area of monitor; Active area is the area where the controller can respond when there are any touches.

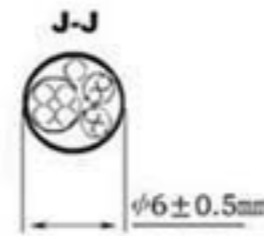
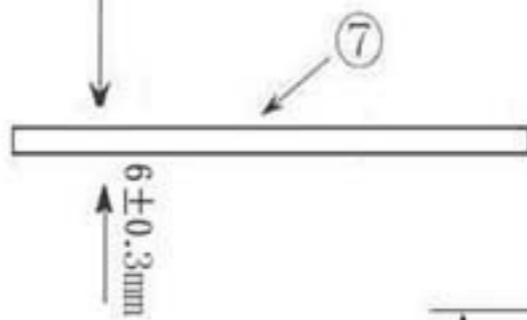
X171L3B-382 × 312




X171L4B-382 × 312



X171L6B-382 × 312



Direction of plug



CONNECTION CHART		
PIN	SIGNAL	COLOR OF CORRESPONDING LINE
1	Xout1	Green
2	Xout2	Red
3	Yout2	Yellow
4	Yout1	Blue
5	GND	
6	Yin2	Blue
7	Yin1	Black
8	GND	
9	Xin2	Red
10	Xin1	White

