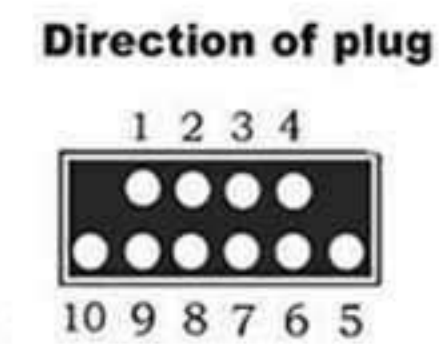
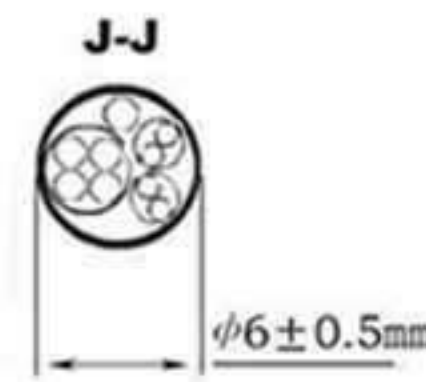
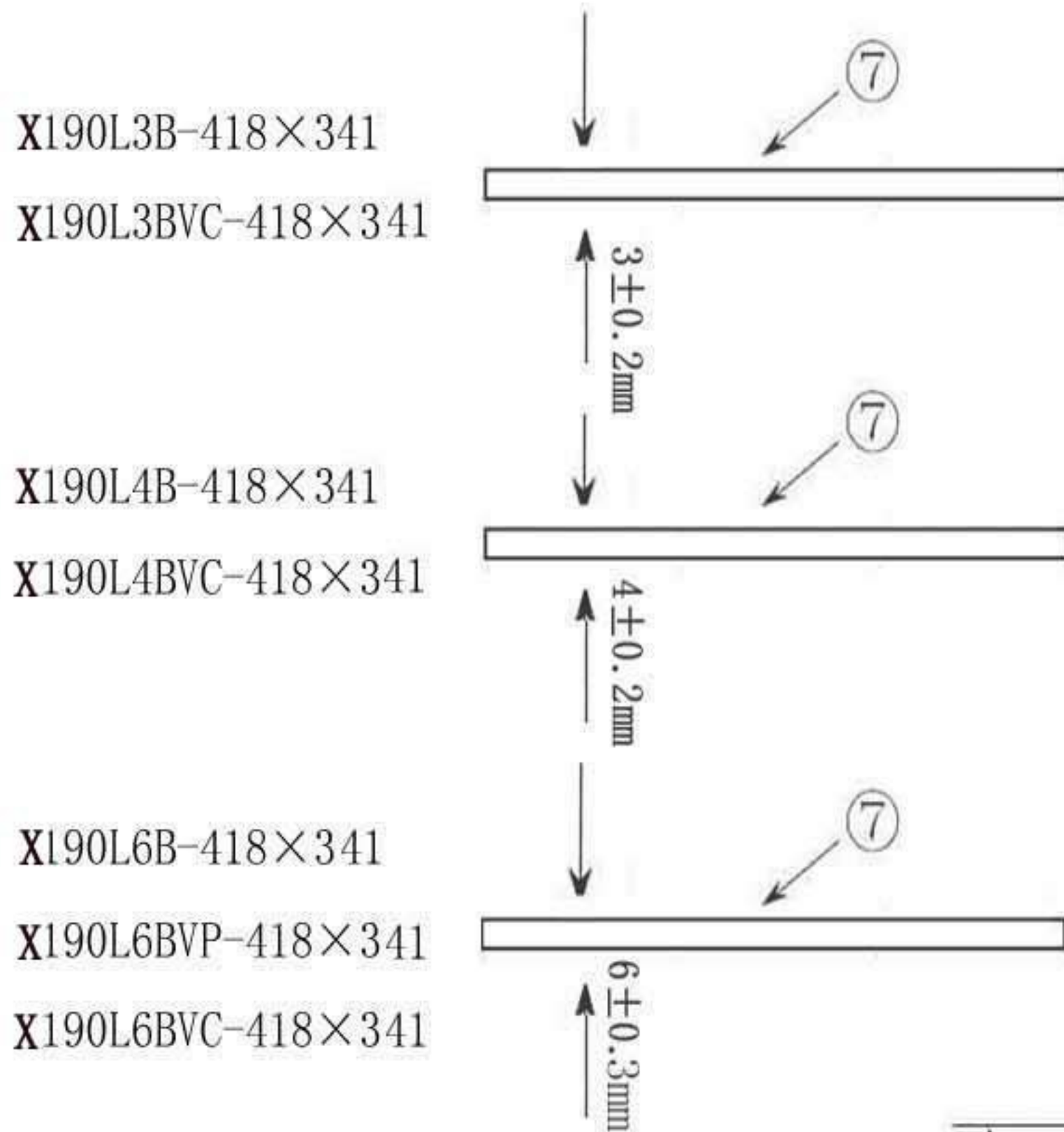


X190L3B-418×341  
 X190L3BVC-418×341  
 X190L4B-418×341  
 X190L4BVC-418×341  
 X190L6B-418×341  
 X190L6BVP-418×341  
 X190L6BVC-418×341

- ① Four transducers are mounted on bezels of three corners of glass panel.
- ② Reflective arrays.
- ③ Cabel with 8.5×19mm housing to link with controller.
- ④ Material of outer layer of cabel:PVCBG01, diameter:6mm.
- ⑤ Cable clip, material:stainless steel.
- ⑥ Cable routing with an additional width less than 2mm.
- ⑦ Thickness of glass panel.
- Viewable area should match the viewable area of monitor; Active area is the area where the controller can respond when there are any touches.



CONNECTION CHART		
PIN	SIGNAL	COLOR OF CORRESPONDING LINE
1	Xout1	Green
2	Xout2	Red
3	Yout2	Yellow
4	Yout1	Blue
5	GND	
6	Yin2	Blue
7	Yin1	Black
8	GND	
9	Xin2	Red
10	Xin1	White

